



POWER   
Baseline 1™




VISION TO REALITY





**POWER**   
**Basicline<sup>1</sup>**<sup>TM</sup>

**PROVEN STANDARD – FOR PERFECT RESULTS.**



»Basicline 1<sup>TM</sup>« – STANDARD AT ITS BEST.

»Basicline 1<sup>TM</sup>« from KOBRA is your classic mold for the manufacture of medium to high paving products on board machines. The frame and cover plates in the mold bottom are welded to the insert block in a fixed position. The precisely machined mold insert is manufactured from block material and is characterized by precise dimensional accuracy and excellent hardening quality thanks to FORM »Optimill *carbo*™«. For optimum wear behavior of the mold, we use highly tempered quality steel for the cover plates.



YOUR CUSTOMERS CANNOT ONLY MEASURE, BUT ALSO SEE THE QUALITY OF THEIR CONCRETE BLOCKS. KOBRA AND »Basicline 1<sup>TM</sup>« ARE INTELLIGENT BRANDS FOR QUALITY AND ECONOMIC VIABILITY.

[www.kobragroup.com](http://www.kobragroup.com)


[Fig. 1]: »Basicline 1<sup>TM</sup>« from KOBRA – for pavers.



**YOUR ADVANTAGES:**

- Maximum dimensional accuracy for perfect pavers.
- Stone cavity tolerances up to 0.3 mm.
- Hardness up to 62 HRC.
- Homogenous hardness depth up to 1.2 mm.
- Wear-resistant cover plates.
- Multiple insert changes possible in the used frame.
- Suitable for product heights of 50 -140 mm.
- For higher products on request.

[Fig. 2]: Frame parts and cover plates are welded around the insert.





## PERFECT HANDLING FOR YOUR PRODUCTION.

It is easy to guarantee reliable functioning combined with enduring product quality. Take advantage of our specialist on-site service and our employees in the Customer Service Center. We guarantee our customers particularly long and low-wear service

life with »custom-made mold technology«. We manufacture according to minimum standard tolerances or individual customer specifications. Obtain optimum paver qualities with precise and durable tools from KOBRA.

## DRIVE DOWN COSTS WHILE BOOSTING FLEXIBILITY.

The mold bottom of KOBRA »Basicline 1™« gains additional service life due to restoring in the Customer Service Center. Depending on its condition, the old frame can be used several times with new mold

inserts. How you change your insert is important for your mold's service life and handling. We will be glad to show you the best way for your mold!

[Fig. 3]



[Fig. 4]



[Fig. 3]: Frame parts and cover plates are welded around the insert.

[Fig. 4]: The mold insert is completely milled.



»Basicline 1™« combines precision and hardness.




Benefit from our many years of experience in mold construction and the reliable quality of our standard products.

**WE PROVIDE ABOVE-AVERAGE QUALITY FOR YOU – AS STANDARD**

**KOBRA ELEMENTS [POWER]** offers the right frame for every insert. We support you in translating your individual specifications into economic reality. Our name stands for next-generation ideas, precision engineering, reliability and solid technological applications for maximum productivity.

Simple yet effective! **KOBRA »Basicline 1™«** impresses with high standards.



## KOBRA FORMEN GMBH

Plohnbachstraße 1

08485 Lengenfeld / Germany

Fon +49 [3 76 06] 3 02-0

Fax +49 [3 76 06] 3 02-22

## CONTACT

For detailed information please contact  
our sales team or visit our website:

[www.kobragroup.com](http://www.kobragroup.com)

[info@kobragroup.com](mailto:info@kobragroup.com)



## VISION TO REALITY

POWER 

Basicline™

Solidline™

Moduline™

Boltline™

Dynamic™

Replace™

Individual™